


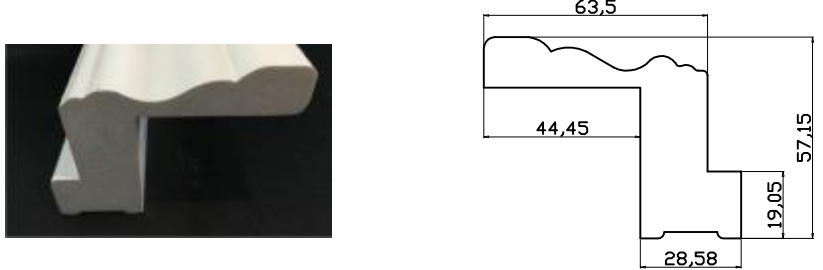
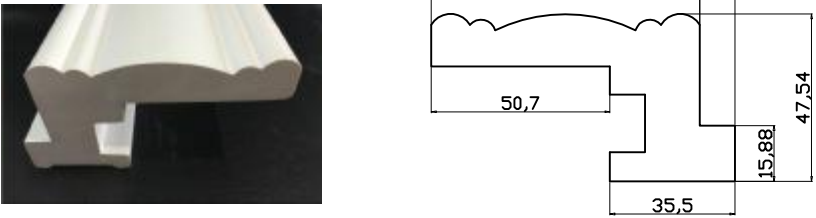

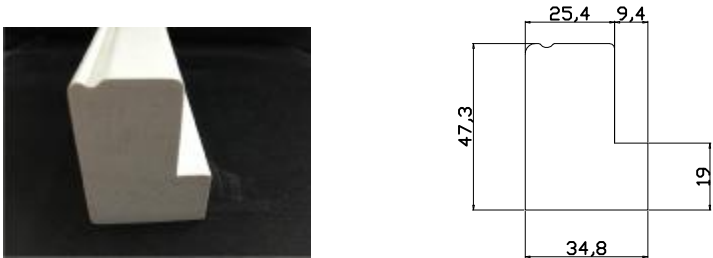
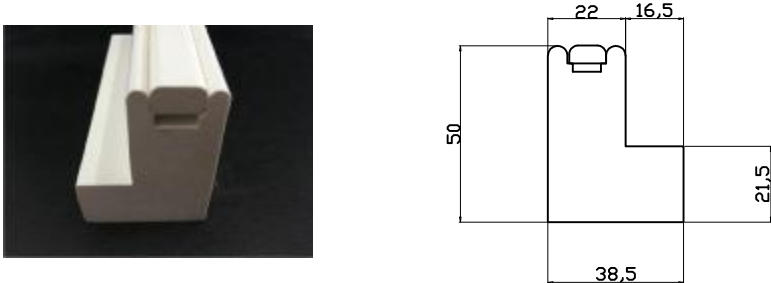







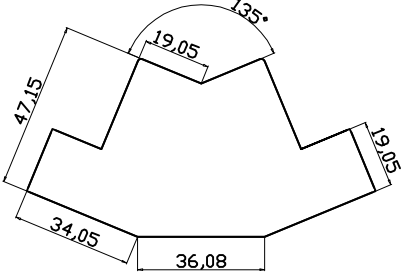

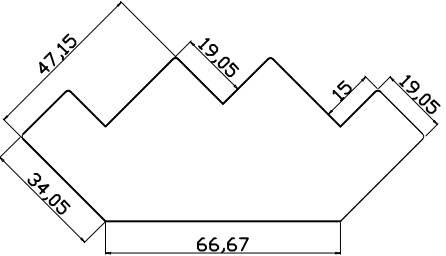

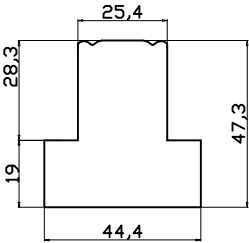

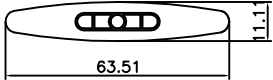



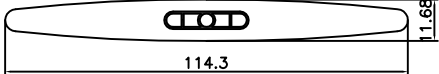
## Drawing for PVC Shutter Components

<p>Bullnose Large Z Frame Factory code: Z50a</p>	<p>Medium Deco Z Frame Factory code: MZF</p>
	
<p>Small Deco Z Frame Factory code: CZF</p>	<p>Angled Deco Z Frame Factory code: #613</p>
	
<p>Classic Deco Z Frame Factory code: LZF</p>	<p>Bullnose Z Frame Factory code: Z50</p>
	

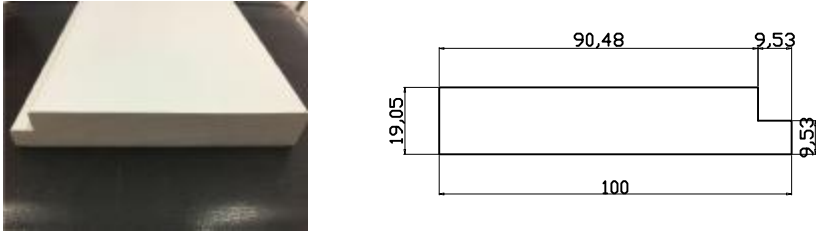
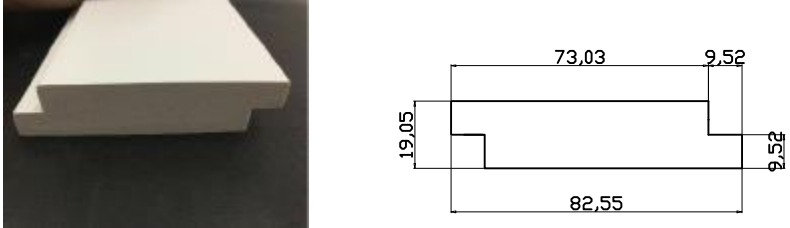



## Drawing for PVC Shutter Components

<p>Reveal L Frame Factory code: L50</p> 	<p>Small Face Fit L Frame Factory code: F50</p> 
<p>Medium Face Fit L Frame Factory code: F70</p> 	<p>Case Frame Factory code: DF</p> 
<p>Square Z Frame Factory code: SZF</p> 	<p>Bullnose Z Frame Factory code: Z40</p> 

## Drawing for PVC Shutter Components

<p>Bay Post Factory code: BPT</p>  	<p>Corner Post Factory code: CPT</p>  
<p>T-Post Factory code: 1.0T</p>  	<p>2 1/2" Reinforced Louver Factory code: 2.5AL</p>  
<p>3 1/2" Reinforced Louver Factory code: 3.5AL</p>  	<p>4 1/2" Reinforced Louver Factory code: 4.5AL</p>  

## Drawing for PVC Shutter Components

<p>Narrow Rail Factory code: 4.0R</p> 	<p>3 1/4" Divider Rail Factory code: 3/4DR</p> 
<p>Square Stile Factory code: SAA</p> 	<p>Astragal Stile Factory code: SCA</p> 
<p>Rabbeted Factory code: SBA</p> 	<p>Tilt Rod Factory code: TR</p> 